



Welcome to Year 4

Meet the teacher meeting

September 2024

Our School Vision Statement



We are a caring Christian community where everyone adopts an “I can” attitude; everyone feels valued, safe and loved by God. We celebrate our God-given individuality, achievements and talents and we aspire, with God’s help, to become the best that we can be. We believe that each one of us has the ability to achieve our highest potential, living and learning in the fullness of God.

I can do all things through Christ who gives me strength.
Philippians 4v13

Our ACE Expectations – arriving ready to learn.

- ▶ The gate and classroom doors will open at 8:30 each day. Learning starts as soon as the children come in with an opportunity to consolidate learning and complete tasks to prepare for the learning of the day.
- ▶ The gate will close at 8:45 and registers are taken.



Our ACE Expectations – coming to school every day

- ▶ Celebrate good attendance with the children each week in our Friday worship. Classes with best attendance win extra time on the trim trail.
- ▶ Expected attendance is 96% or better.



PENALTY NOTICE FINES FOR SCHOOLS ARE CHANGING



1

FIRST OFFENCE

The first time a Penalty Notice is issued for term time leave or irregular attendance the amount will be:

£160 per parent per child if paid within 28 days
reduced to **£80 per parent per child if paid within 21 days**

2

SECOND OFFENCE

The second time a Penalty Notice is issued for term time leave or irregular attendance the amount will be:

£160 per parent per child to be paid within 28 days. No reduced rate offered.

**The following changes
will come into force for
Penalty Notice Fines
issued after 19th August
2024**

3

THIRD OFFENCE AND ANY FURTHER OFFENCES (WITHIN 3 YEARS)

The third time an offence is committed for term time leave or irregular attendance a Penalty Notice will not be issued and the case will be presented straight to the Magistrates Court. Magistrates fines can be up to £2500 per parent, per child. Cases found guilty in Magistrates Court can show on a parents future DBS certificate, due to failure to safeguard a child's education

10 SESSIONS (5 DAYS) OF UNAUTHORISED ABSENCE IN A 10 WEEK PERIOD

Penalty Notice Fines will be considered when there has been 10 sessions of unauthorised absence in a 10 week period.

Please follow the link for the publication that will start from 19th August 2024.

https://assets.publishing.service.gov.uk/media/65f1b048133c22b8eecd38f7/Working_together_to_improve_school_attendance_applies_from_19_August_2024_.pdf

Attendance reminders

- ▶ **If your child is unwell and unable to come to school, please contact the school on each day of absence.**
- ▶ **If your child's attendance falls below 95% we will make contact with you to discuss ways to work together to improve attendance.**
- ▶ **Please make sure that the office have up to date contact details for you.**

Our ACE Expectations – looking super smart!

Ashford CE Primary School Uniform

- Black trousers, short or long.
- Black pinafore dress or skirt.
- Black or grey socks.
- Blue V-neck sweatshirt or sweat cardigan **which must have the school logo**.
- White Polo Shirts (which preferably have the school logo) for R to Year 2
- Year 3—Year 6 School tie and white shirt, short or long sleeved, in the Winter terms (October until Easter).
- Polo shirts which can have school logo may be worn between Easter and October half term only.
- Blue and white checked or striped dresses may be worn between Easter and October half term.



Where can you buy uniform:

- Logo items from School Days (subject to change)
- Primark
- Matalan
- Tesco
- Tu (Sainsbury)
- Asda George

- Our school uniform can be bought from School Bells who are contactable on:
- Tel: 01784 557046 ; or online at:
www.schoolbellsuniforms.co.uk/

****Pre-loved uniform sales are held at regular intervals by the PTA ****

Meet the team



Mrs Lacey - Elephants



Miss Corry



Mrs Prutha



Miss Pyke TLA



Mrs Peake

English

- ▶ Brief overview of texts that will be used during the year
- ▶ Explanation of how reading is taught (reading practice sessions / whole class guided reading)
- ▶ English home learning and how parents can support at home


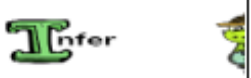






Our guided reading books this year...



Reading

- ▶ Whole class reading is taught three times per week.
- ▶ we use a focus text to teach the skills required for reading comprehension

| | | | | | |
|---|--|---|--|--|---|
|  V ocabulary <u>Find and explain the meaning of words in context.</u> |  I nter <u>Make and justify inferences using evidence from the text.</u> |  P redict <u>Predict what might happen from the details given and implied.</u> |  E xplain <u>Explain how content is related and contributes to the meaning</u> |  R etrieve <u>Retrieve and record information and identify key details</u> |  S equence <u>Summarise the main ideas from more than one paragraph</u> |
|---|--|---|--|--|---|

- ▶ All children have a home reading diary and book which is matched to their current reading ability.

Reading is a vital skill that is required to access learning in all areas of the curriculum.

You can support your child at home by encouraging them to read their home reading book for pleasure at least 5 times per week.

However fluent your child is in reading, they will always benefit from reading to and with an adult.

Spelling

- ▶ Spellings are set on Spelling Shed and are introduced and taught to the children in class every week on a Monday.
- ▶ All children have their own log in
- ▶ You can support your child at home by supporting them to use the Spelling Shed resource (little and often works the best!)
- ▶ Talk to your child about the meaning of the words and how they can be used in a sentence.



<https://www.edshed.com/en-gb/spellingshed>

Maths

| | | | | | | |
|--|--|--|--|--------------------------|------------|---|
| Number Place value FREE TRIAL VIEW | Number Addition and subtraction VIEW | Measurement Area VIEW | Number Multiplication and division A VIEW | | | |
| Number Multiplication and division B VIEW | Measurement Length and perimeter VIEW | Number Fractions VIEW | Number Decimals A VIEW | | | |
| Number Decimals B | Measurement Money | Measurement Time | Consolidation | Geometry Shape | Statistics | Geometry Position and direction |

Maths



| | 10 | 2 | 5 | 3 | 4 | 8 | 6 | 7 | 9 | 11 | 12 |
|----|-------|------|------|------|------|------|------|------|------|-------|-------|
| 10 | 10×10 | 10×2 | 10×5 | 10×3 | 10×4 | 10×8 | 10×6 | 10×7 | 10×9 | 10×11 | 10×12 |
| 2 | 2×10 | 2×2 | 2×5 | 2×3 | 2×4 | 2×8 | 2×6 | 2×7 | 2×9 | 2×11 | 2×12 |
| 5 | 5×10 | 5×2 | 5×5 | 5×3 | 5×4 | 5×8 | 5×6 | 5×7 | 5×9 | 5×11 | 5×12 |
| 3 | 3×10 | 3×2 | 3×5 | 3×3 | 3×4 | 3×8 | 3×6 | 3×7 | 3×9 | 3×11 | 3×12 |
| 4 | 4×10 | 4×2 | 4×5 | 4×3 | 4×4 | 4×8 | 4×6 | 4×7 | 4×9 | 4×11 | 4×12 |
| 8 | 8×10 | 8×2 | 8×5 | 8×3 | 8×4 | 8×8 | 8×6 | 8×7 | 8×9 | 8×11 | 8×12 |
| 6 | 6×10 | 6×2 | 6×5 | 6×3 | 6×4 | 6×8 | 6×6 | 6×7 | 6×9 | 6×11 | 6×12 |
| 7 | 7×10 | 7×2 | 7×5 | 7×3 | 7×4 | 7×8 | 7×6 | 7×7 | 7×9 | 7×11 | 7×12 |
| 9 | 9×10 | 9×2 | 9×5 | 9×3 | 9×4 | 9×8 | 9×6 | 9×7 | 9×9 | 9×11 | 9×12 |
| 11 | 11×10 | 11×2 | 11×5 | 11×3 | 11×4 | 11×8 | 11×6 | 11×7 | 11×9 | 11×11 | 11×12 |
| 12 | 12×10 | 12×2 | 12×5 | 12×3 | 12×4 | 12×8 | 12×6 | 12×7 | 12×9 | 12×11 | 12×12 |



Assessments

- ▶ MTC June.
- ▶ Year 4 - practising using TT Rockstars and meeting for parents in January



RE

Christianity :

- How did belief in God affect the actions of people in the Old Testament?
- Is the Christmas message of peace still relevant in today's world?
- What is Holy Communion and how does it build a Christian community?
- Why is liturgy important to many Christians?

World Religions:

- How do Hindus worship?
- What does it mean to be a Hindu?

Home learning, trips and visits

- ▶ Science Museum 16/10 & Kew Gardens
- ▶ Chertsey Museum workshop & loans box
- ▶ Home learning projects - projects will be set week 2 (pre learning task) – handed in week 4. Summary learning task set in week 5 returned after half term
- ▶ Online home learning using Spelling Shed and TT Rockstars – if you prefer your child can complete these in their home learning book.
- ▶ Curriculum maps will come home at the beginning of each half term to share with you what the children will be learning.



A curriculum map for Year 2, Spring 2, from Ashford Church of England Primary School. The map is organized into a grid of subject boxes. At the top, it says 'Year 2' and 'English'. The subjects listed are Maths, English, RE, Science, History, DT, Music, Computing, and PE. Each subject box contains specific learning objectives and activities for the half-term. For example, the Maths box lists topics like Mass, Capacity and Temperature, Money, and Reasoning and Problem-Solving Skills. The English box mentions 'Grandad's Camper' and 'Tadpole's Promise'. The RE box focuses on the Easter story. The Science box discusses balanced diets and hygiene. The History box focuses on significant individuals like Florence Nightingale and Edith Cavell. The DT box is about becoming architects and designing a chair. The Music box focuses on pitch, rhythm, and the song 'Zootie'. The Computing box is about learning to use computers. The PE box is about working on games skills and creating dances. The map also includes a 'This half-term we are reading' section with book covers for 'Grandad's Camper' and 'Tadpole's Promise'.

Science

Digestion

States of matter

Teeth

Electricity

Sound

Habitats

History and Geography

Anglo-Saxons and Scots

Weather

Anglo-Saxons & Vikings

Local history

Rivers

Rainforests

Wider curriculum – Art, DT and Music

- ▶ DT: Adapting a recipe (cooking), Electricity (alarms), Structure (shelters)
- ▶ Art: Drawing, Painting & mixed media, 3D sculpture
- ▶ Music: recorders, djembe drumming, singing, notation

Wider curriculum – Computing and French

- ▶ Computing: online safety every term, plus: the internet, data logging, programming, audio production, photo editing
- ▶ French: presenting myself, the weather, at a restaurant, in the classroom, my family, my home

PE

► Mondays & Fridays

Ashford CE Primary School

PE Kit



- White T-Shirt (School logo or plain)
- Black Shorts
- Black Joggers
- Black Zip Hoodie
- Black Plimsolls (indoor)
- Plain Trainers (optional for outdoor PE)

All items must be plain with no logos except the White T-shirt which can have the school logo.



Where can you buy PE uniform:

- Logo T-shirt from School Days.
- House Colour T-Shirt for Sports Day via the PTA form on school website.
- Plain PE items can be purchased from:
 - Primark
 - Matalan
 - Tesco
 - Tu (Sainsbury's)
 - Asda George

Average price for a T-Shirt is £2

Joggers £5

Hoodie £8

Shorts £2.50

Open Afternoons

A wonderful opportunity to share your child's learning each term.

- ▶ **Autumn term** – Junior 17th December 2:30-3:30, Infant 16th December 2:30-3:30
- ▶ **Spring term** - Infant 1st April 2:30-3:30, Junior 3rd April 2:30-3:30
- ▶ **Summer term** – Infant 15th July 2:30 -3:30, Junior 16th July 2:30- 3:30

- ▶ **Parent Consultation meetings** – Thursday 24th October from 2pm
Thursday 27th February from 2pm



Working in partnership

- ▶ If you have any questions please see your child's class teacher in the first instance.
- ▶ Teachers can be contacted via the school office or by e mail: info@ashford-primary.surrey.sch.uk

